

**SETH R. C. S. ARTS & COMMERCE COLLEGE  
DURG (C. G.)**



**FEEDBACK ANALYSIS REPORT ON  
SYLLABUS**

**SESSION 2023 – 24**

## Student's Feedback Analysis Report on the Curriculum

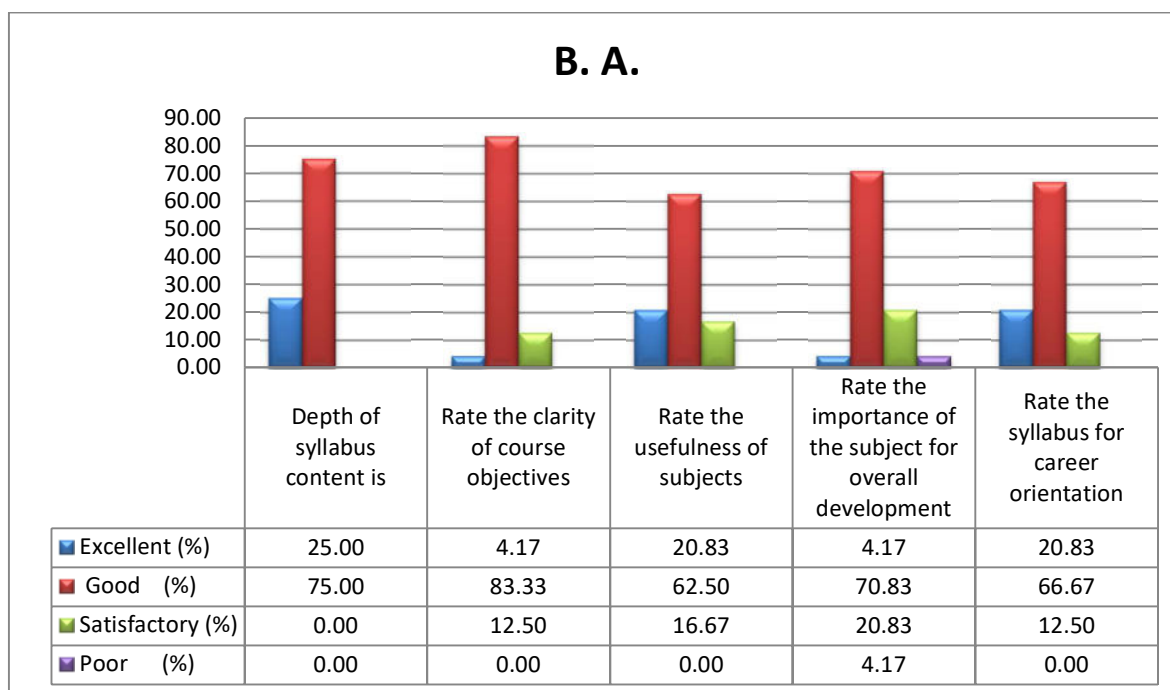
**2023-24**

We have designed a feedback form for students on curriculum development. There are 5 questions in the feedback form. Feedback has been taken through online which is available in college website. The Programme-wise analysis of student's feedback on the curriculum is presented below:

**B. A.**

**Sample - 24**

| S. No. | Questions  | Excellent (%) | Good (%) | Satisfactory (%) | Poor (%) |
|--------|--|---------------|----------|------------------|----------|
| 1      | Depth of syllabus content is                               | 25.00         | 75.00    | 0.00             | 0.00     |
| 2      | Rate the clarity of course objectives                      | 4.17          | 83.33    | 12.50            | 0.00     |
| 3      | Rate the usefulness of subjects                            | 20.83         | 62.50    | 16.67            | 0.00     |
| 4      | Rate the importance of the subject for overall development | 4.17          | 70.83    | 20.83            | 4.17     |
| 5      | Rate the syllabus for career orientation                   | 20.83         | 66.67    | 12.50            | 0.00     |

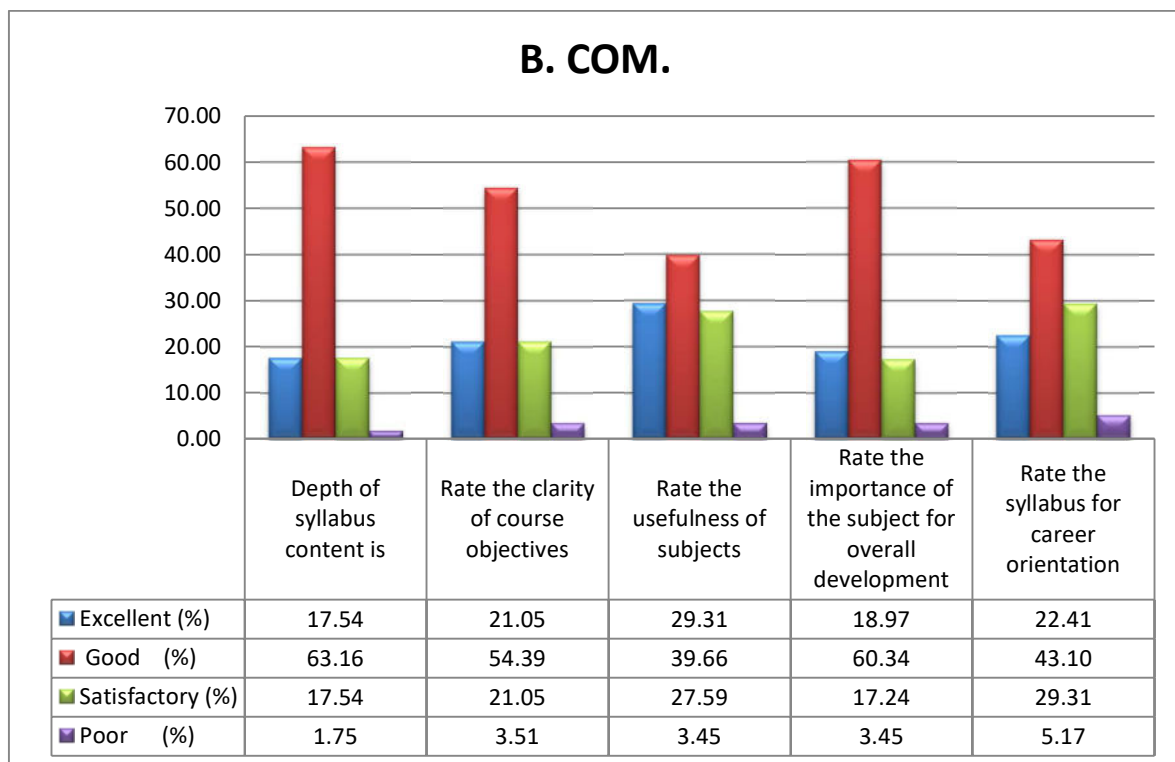


It can be seen from the graph that majority of the students are rating the curriculum as “Good” or “Excellent”. Very few students rated the syllabus as “Satisfactory” or “Poor”. **According to the analysis, it is analyzed that, students are happy with current syllabus.**

## B. COM.

Sample – 58

| S. No. | Questions  | Excellent (%) | Good (%) | Satisfactory (%) | Poor (%) |
|--------|--|---------------|----------|------------------|----------|
| 1      | Depth of syllabus content is                               | 17.54         | 63.16    | 17.54            | 1.75     |
| 2      | Rate the clarity of course objectives                      | 21.05         | 54.39    | 21.05            | 3.51     |
| 3      | Rate the usefulness of subjects                            | 29.31         | 39.66    | 27.59            | 3.45     |
| 4      | Rate the importance of the subject for overall development | 18.97         | 60.34    | 17.24            | 3.45     |
| 5      | Rate the syllabus for career orientation                   | 22.41         | 43.10    | 29.31            | 5.17     |

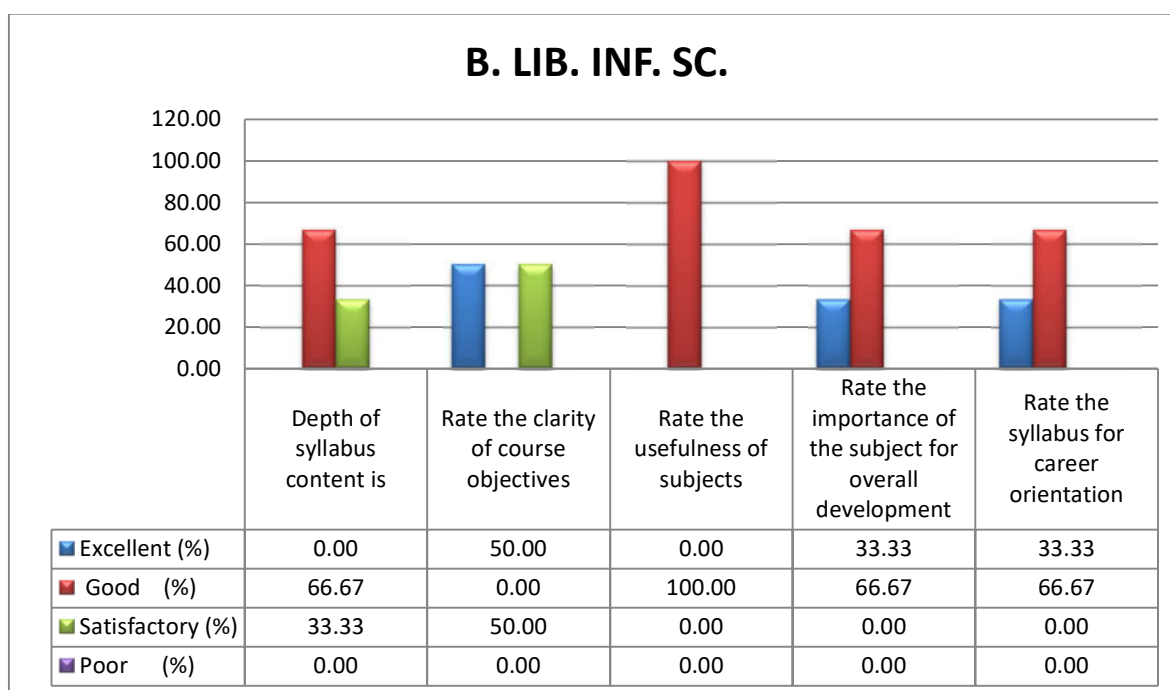


It can be seen from the graph that majority of the students are rating the curriculum as “Good” or “Excellent”. More than 15% of students rated the syllabus as “Satisfactory” and very few rated as “Poor”.

## B. LIB. Inf. Sc.

Sample – 3

| S. No. | Questions  | Excellent (%) | Good (%) | Satisfactory (%) | Poor (%) |
|--------|--|---------------|----------|------------------|----------|
| 1      | Depth of syllabus content is                               | 0.00          | 66.67    | 33.33            | 0.00     |
| 2      | Rate the clarity of course objectives                      | 50.00         | 0.00     | 50.00            | 0.00     |
| 3      | Rate the usefulness of subjects                            | 0.00          | 100.00   | 0.00             | 0.00     |
| 4      | Rate the importance of the subject for overall development | 33.33         | 66.67    | 0.00             | 0.00     |
| 5      | Rate the syllabus for career orientation                   | 33.33         | 66.67    | 0.00             | 0.00     |

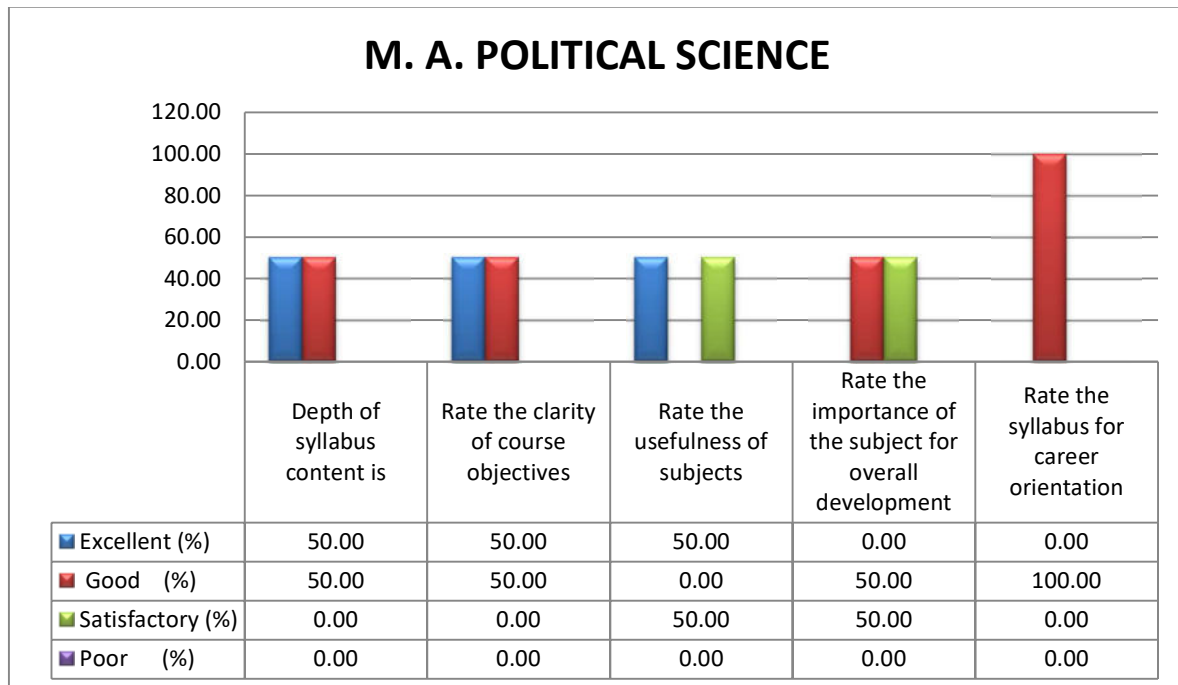


**According to the analysis, it is analyzed that, students are happy with current syllabus.**

## M. A. POLITICAL SCIENCE

Sample – 2

| S. No. | Questions  | Excellent (%) | Good (%) | Satisfactory (%) | Poor (%) |
|--------|--|---------------|----------|------------------|----------|
| 1      | Depth of syllabus content is                               | 50.00         | 50.00    | 0.00             | 0.00     |
| 2      | Rate the clarity of course objectives                      | 50.00         | 50.00    | 0.00             | 0.00     |
| 3      | Rate the usefulness of subjects                            | 50.00         | 0.00     | 50.00            | 0.00     |
| 4      | Rate the importance of the subject for overall development | 0.00          | 50.00    | 50.00            | 0.00     |
| 5      | Rate the syllabus for career orientation                   | 0.00          | 100.00   | 0.00             | 0.00     |

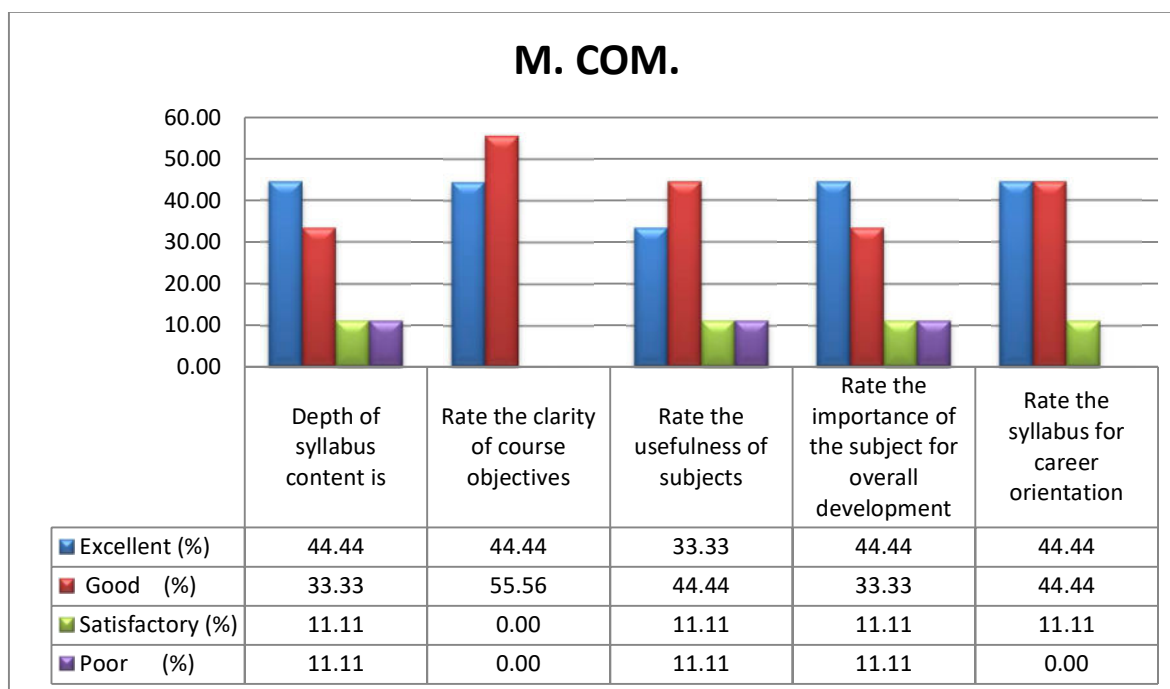


**According to the analysis, it is analyzed that, students are happy with current syllabus.**

## M. COM.

Sample – 09

| S. No. | Questions  | Excellent (%) | Good (%) | Satisfactory (%) | Poor (%) |
|--------|--|---------------|----------|------------------|----------|
| 1      | Depth of syllabus content is                               | 44.44         | 33.33    | 11.11            | 11.11    |
| 2      | Rate the clarity of course objectives                      | 44.44         | 55.56    | 0.00             | 0.00     |
| 3      | Rate the usefulness of subjects                            | 33.33         | 44.44    | 11.11            | 11.11    |
| 4      | Rate the importance of the subject for overall development | 44.44         | 33.33    | 11.11            | 11.11    |
| 5      | Rate the syllabus for career orientation                   | 44.44         | 44.44    | 11.11            | 0.00     |

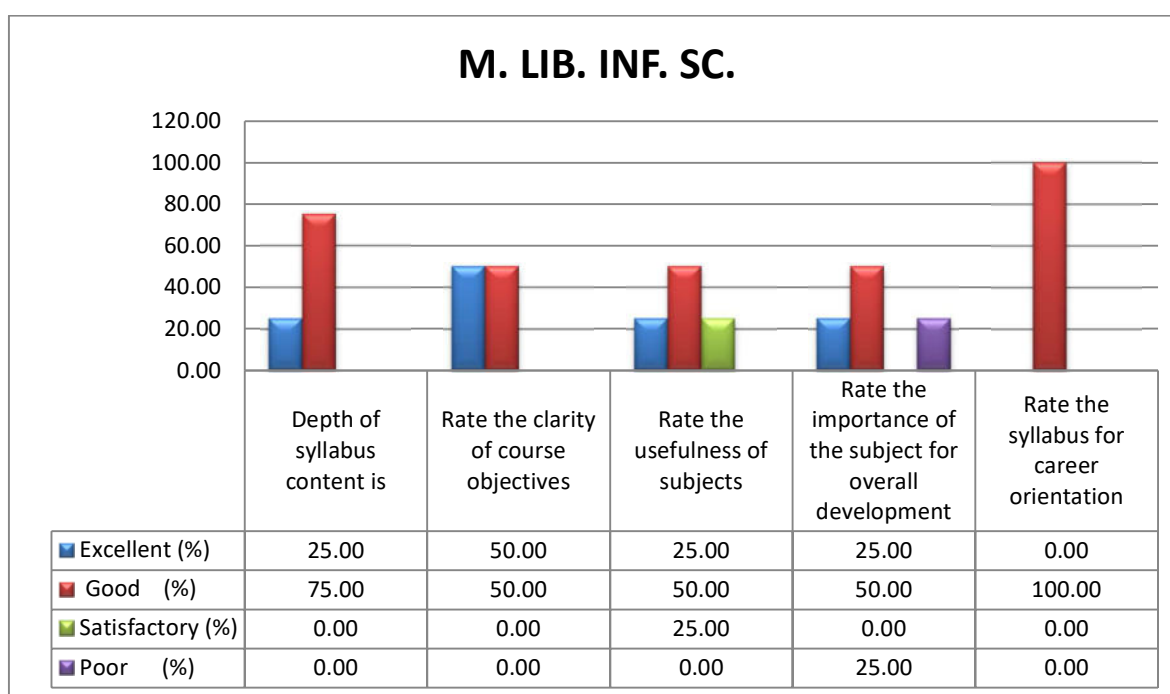


It can be seen from the graph that majority of the students are rating the curriculum as “Excellent” or “Good”. Some of the students rated the syllabus as “Satisfactory” and “Poor”. **According to the analysis, it is analyzed that, most of the students are happy with current syllabus.**

## M. LIB. INF. SC.

Sample – 4

| S. No. | Questions  | Excellent (%) | Good (%) | Satisfactory (%) | Poor (%) |
|--------|--|---------------|----------|------------------|----------|
| 1      | Depth of syllabus content is                               | 25.00         | 75.00    | 0.00             | 0.00     |
| 2      | Rate the clarity of course objectives                      | 50.00         | 50.00    | 0.00             | 0.00     |
| 3      | Rate the usefulness of subjects                            | 25.00         | 50.00    | 25.00            | 0.00     |
| 4      | Rate the importance of the subject for overall development | 25.00         | 50.00    | 0.00             | 25.00    |
| 5      | Rate the syllabus for career orientation                   | 0.00          | 100.00   | 0.00             | 0.00     |

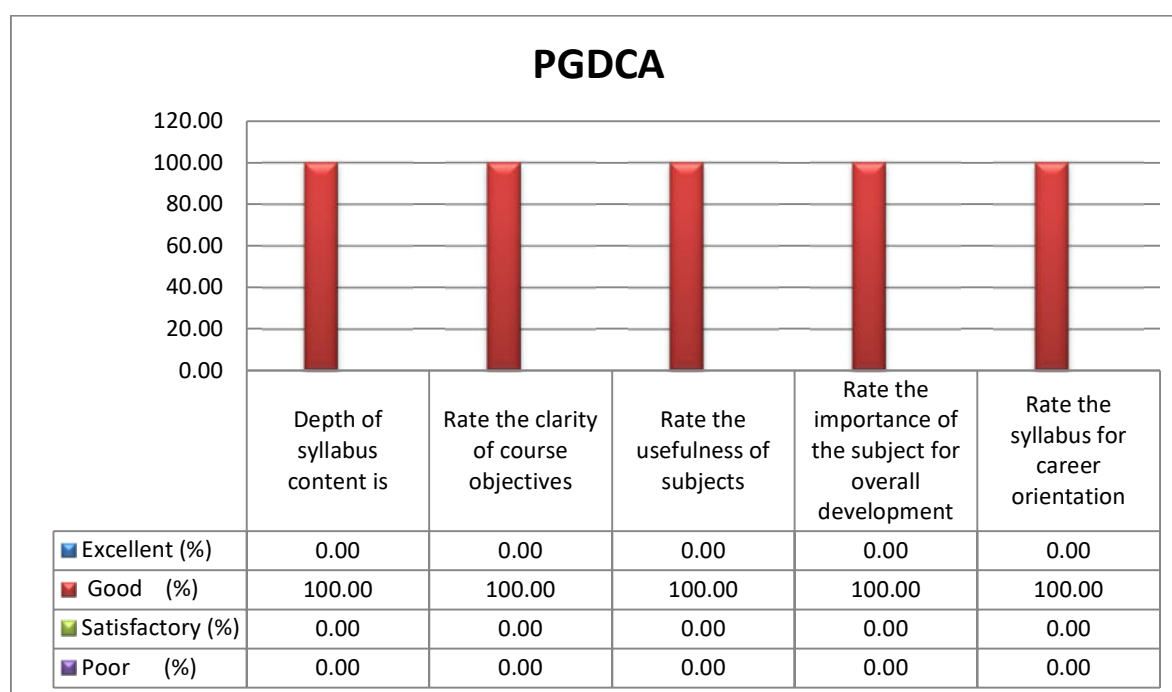


It can be seen from the graph that majority of the students are rating the curriculum as “Good”. According to the analysis, it is analyzed that, students are happy with current syllabus.

## PGDCA

Sample – 01

| S. No. | Questions  | Excellent (%) | Good (%) | Satisfactory (%) | Poor (%) |
|--------|--|---------------|----------|------------------|----------|
| 1      | Depth of syllabus content is                               | 0.00          | 100.00   | 0.00             | 0.00     |
| 2      | Rate the clarity of course objectives                      | 0.00          | 100.00   | 0.00             | 0.00     |
| 3      | Rate the usefulness of subjects                            | 0.00          | 100.00   | 0.00             | 0.00     |
| 4      | Rate the importance of the subject for overall development | 0.00          | 100.00   | 0.00             | 0.00     |
| 5      | Rate the syllabus for career orientation                   | 0.00          | 100.00   | 0.00             | 0.00     |



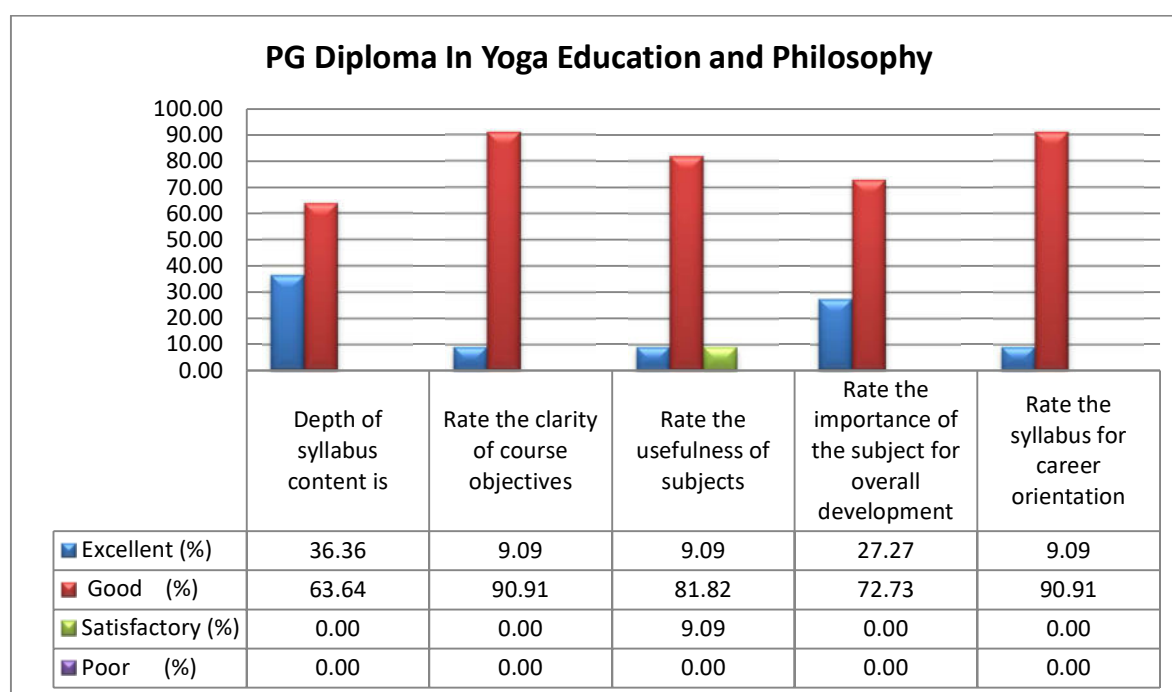
Only one student is participated in feedback and it can be seen from the graph that syllabus is rated as “**Good**”.



## PG DIPLOMA IN YOGA EDUCATION & PHILOSOPHY

Sample –11

| S. No. | Questions  | Excellent (%) | Good (%) | Satisfactory (%) | Poor (%) |
|--------|--|---------------|----------|------------------|----------|
| 1      | Depth of syllabus content is                               | 36.36         | 63.64    | 0.00             | 0.00     |
| 2      | Rate the clarity of course objectives                      | 9.09          | 90.91    | 0.00             | 0.00     |
| 3      | Rate the usefulness of subjects                            | 9.09          | 81.82    | 9.09             | 0.00     |
| 4      | Rate the importance of the subject for overall development | 27.27         | 72.73    | 0.00             | 0.00     |
| 5      | Rate the syllabus for career orientation                   | 9.09          | 90.91    | 0.00             | 0.00     |



After observing the graph, it is very clear that majority of the students are rating the curriculum as “Good” and some students rated as “Excellent” as well. **According to the analysis, it is analyzed that, students are happy with current syllabus.**